



**POWER TRANSMISSION
LAWN & GARDEN**



SPECIALISTS

“For a well-kept garden.”

Norbert, 42, landscape gardener

USED WORLDWIDE

As a strong partner in the field of grounds maintenance, Optibelt offers numerous drive solutions to perfectly satisfy customers' specifications.

As well as customer-specific solutions for original equipment manufacturers, Optibelt also has a wide range of spare parts, and can therefore deliver the ideal solution to meet every requirement. Even under extreme conditions and in difficult terrain, our drive belts achieve excellent power transmission.

FOR GARDENERS

OPTIBELT SUCCESS STORY

MAXIMUM POWER – MINIMUM SPACE



Keeping the lawn tidy is a challenge for any machinery when it comes to mowing uneven or sloping areas. This is where ultra-compact ride-on mowers come into play with their excellent manoeuvrability and traction.

This is possible thanks to the use of specially designed high performance belts which ensure maximum power transmission even in extreme conditions.

Zero turn mowers are real work-horses, with a drive that needs to cope with extreme tractive forces in order for the lawnmower to achieve outstanding manoeuvrability and mowing performance in every terrain. This is clearly a case for Optibelt high performance belts.

These belts were specially developed for environments like these. They provide optimised transmission of power from the drive to the mower and work reliably even under the toughest conditions.

OPTIBELT SUCCESS STORY

TOP QUALITY AND DEPENDABILITY



PROFESSIONAL C

Optibelt drive belts make the difference.



1. LAWNMOWERS

The rotary mower is the classic type of lawnmower. This is a hand push mower and is mainly used in domestic gardens.




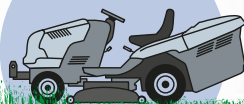


3. ZERO TURN MOWERS

Zero turn mowers do just what the name says. They mow around obstacles such as trees and shrubs quickly and easily and dispense with the need to trim around them.



5. FRONT MOWERS

Front mowers are not just exceptionally manoeuvrable but are also able to follow the contours of the ground perfectly. The outstanding visibility they offer allows the user to have everything under control.



2. LAWN TRACTORS

Lawn tractors, or ride-on mowers, are particularly suitable for medium-sized lawn areas and are a comfortable alternative to conventional lawnmowers.



4. LARGE AREA ROTARY MOWERS

Rotary mowers are just the right thing for functional lawn areas and parks. They are perfect for high-acreage jobs, and their rotary mowing deck makes them a robust choice for the task.



CARE

A range of different garden maintenance jobs are needed to achieve the perfect garden. The right mix of mowing, lawn aeration, fertilising and winter garden maintenance is necessary to ensure healthy growth. Optibelt follows the same principle in developing drive solutions, for this is also a matter of achieving the right interplay of components. Whether for changing gears in ride-on mowers, transferring power for shredding clippings, or ensuring the necessary feed, professional drive solutions from Optibelt provide maximum power transmission and the right performance.





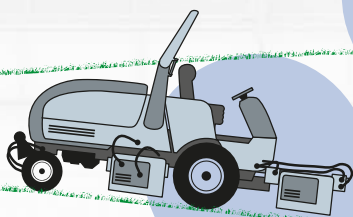
7. AERATORS

Aerating, or scarifying, is done to dethatch and maintain the lawn. This procedure removes old grass cuttings and moss from the turf and optimally aerates the ground.



9. STUMP GRINDERS

Stump grinders allow tree stumps to be easily removed (by grinding) and dispense with the task of digging them out.



8. SHREDDERS

Garden shredders are used to shred or chip large volumes of any type of garden waste, including wood trimmings and shrub or hedge clippings. With the right power behind the shredder, almost anything can be shredded for using as mulch.



10. CULTIVATOR

Cultivators are used to break up the soil and are particularly suitable for preparing and working the vegetable patch.



6. LARGE AREA CYLINDER MOWERS

Compared to rotary mowers, cylinder mowers achieve a cleaner and more lawn-friendly finish and are suitable for use in all weathers.



optibelt VB

CLASSIC V-BELTS



V-GROOVED PULLEYS

All standard pulleys,
special pulleys on request



DIMENSIONS		
PROFILE	LENGTH CODE	LENGTH RANGE
3L	160–520	16–52 in
4L	180–1170	18–117 in
5L	350–820	35–82 in
10		290–2500 mm
13		407–5000 mm
17		570–7100 mm

More profiles and dimensions on request

ADVANTAGES AND CHARACTERISTICS

- Excellent running properties
- Special models with clutching characteristics on request
- Small pulley diameters possible
- Low stretch special version with aramid cords on request

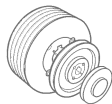
optibelt SK

HIGH PERFORMANCE WEDGE BELTS



V-GROOVED PULLEYS

All standard pulleys,
special pulleys on request



DIMENSIONS	
PROFILE	LENGTH RANGE
SPZ	487–3550 mm
SPA	732–4500 mm
SPB	1250–8000 mm

More profiles and dimensions on request

ADVANTAGES AND CHARACTERISTICS

- High efficiency
- Excellent running properties
- Special models with clutching characteristics on request
- Low stretch special version with aramid cords on request

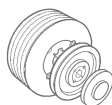
optibelt SUPER TX

CLASSIC V-BELTS – RAW EDGE, MOULDED COGGED



V-GROOVED PULLEYS

All standard pulleys,
special pulleys on request



DIMENSIONS	
PROFILE	LENGTH RANGE
X10 / ZX	597–1522 mm
X13 / AX	605–3380 mm
X17 / BX	610–3390 mm
X22 / CX	1058–3408 mm

More profiles and dimensions on request

ADVANTAGES AND CHARACTERISTICS

- Extremely small pulley diameters
- Elastic self-tensioning special version for fixed drive centre distances on request
- High transverse rigidity
- Special models with clutching characteristics on request
- Low stretch special version with aramid cords on request

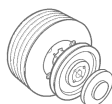
optibelt DK

DOUBLE-SIDED V-BELTS



V-GROOVED PULLEYS

All standard pulleys,
special pulleys on request



DIMENSIONS	
PROFILE	LENGTH RANGE
AA / HAA	2000–3920 mm
BB / HBB	1980–5639 mm


More profiles and dimensions on request

ADVANTAGES AND CHARACTERISTICS


- Excellent running properties
- Outstanding pliancy
- Suitable for reversing drives
- Low stretch special version with aramid cords on request

optibelt GREEN GARDEN

V-BELTS



V-GROOVED PULLEYS
All standard pulleys,
special pulleys on request



DIMENSIONS

All common part numbers can be found for cross-reference purposes in our current GREEN GARDEN reference catalogue

ADVANTAGES AND CHARACTERISTICS


- Excellent operating reliability
- Optimum operating features
- Uniform power transmission

optibelt GREEN GARDEN

TIMING BELTS



TIMING BELT PULLEYS
optibelt OMEGA/ZRS
timing belts run in
standard HTD and RPP pulleys



DIMENSIONS

All common part numbers can be found for cross-reference purposes in our current GREEN GARDEN reference catalogue

ADVANTAGES AND CHARACTERISTICS

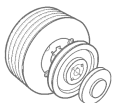
- High precision for synchronous blade running
- Low noise characteristics
- Maintenance-free

optibelt GREEN GARDEN

V-BELTS



V-GROOVED PULLEYS
All standard pulleys,
special pulleys on request



UNIVERSAL DIMENSIONS

PROFILE	LENGTH CODE	LENGTH RANGE
3L	160–520	16–52 in
4L	180–1170	18–117 in
5L	350–820	35–82 in

Other dimensions on request

ADVANTAGES AND CHARACTERISTICS

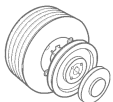
- Excellent operating reliability
- Optimum operating features
- With aramid cord
- Suitable for clutches
- Suitable for back bend idlers
- For extremely small pulley diameters
- Dust-protected

optibelt GREEN GARDEN

DOUBLE-SIDED V-BELTS



V-GROOVED PULLEYS
All standard pulleys,
special pulleys on request



UNIVERSALABMESSUNGEN

PROFILE	LENGTH RANGE
AA/HAA	1856–4699 mm

More profiles and dimensions on request

ADVANTAGES AND CHARACTERISTICS

- Excellent operating reliability
- Optimum operating features
- Excellent pliancy
- High flexibility
- Dust-protected

THE OPTIBELT TEAM FOR DEVELOPMENT, APPLICATIONS AND SERVICE



SOFTWARE TOOLS AND SPECIALIST CONSULTING

Optibelt's free CAP software allows users to quickly and easily calculate their specific drives. For more complex drive systems, CAP Professional gives users the ability to perform detailed variable calculations. CAP's efficiency calculator will also compare available drives with those already optimised.

Optibelt application engineers are always available to provide advice to customer's operations around the world. They can assist in optimising the drives for entire plant operations.



SERVICE SUPPORT

To make sure that all machines run reliably, Optibelt also offers personal support in drive assembly, maintenance and service on site around the world. Optibelt's broad range of tools, measuring devices and service tools allow for easy drive optimisation, maintenance and repair.



OPTIBELT CUSTOM PRODUCTS

Optibelt offers custom high performance products for all applications: Customised products are designed to precisely meet customer's drive application requirements. Optibelt engineers develop tailored drive solutions for superior efficiency and safety.

Optibelt GmbH

Corveyer Allee 15

37671 Hörter

GERMANY

T +49 (0) 52 71 - 6 21

F +49 (0) 52 71 - 97 62 00

E info@optibelt.com

